





Warnings	
<ul style="list-style-type: none"> • Keep it away from children. Battery choking hazard. • Cover is flammable when exposed to high temperatures. • Please dispose of the battery at a recycling centre, do not throw it in the bin. 	
  	
<p>Made in the UK</p>	
	
<p>MagicPick</p>	
<p>User Manual www.sonalux.co.uk</p>	
Specifications	Instructions
Model SMP-1.0	<ul style="list-style-type: none"> • Slide switch to turn on or off. • Push the button for changing the light mode. • A long press on the button will switch to the metronome mode. Lights will flash blue. Once in the metronome mode, tap the tempo 4 times using the button and you should start hearing a beep. Press the button to measure the tempo again. To escape the metronome mode, long press the button. • Gently replace batteries with pliers.
Material Resin/FR4	
Battery 3V CR1225	
Dimensions ~35mm*28mm*5.5mm	
Modes	
<ol style="list-style-type: none"> 1. Speed Mode 2. Green/Red 3. Blue/Red 4. Red/Green 5. Alternate Colours 	